





District Health Assessment for Multiple District 201 through May 2025

		Clubs							Membership							Member Strength		Cancellation		Reports			Finance	Leadership			
District Name	Status/ Number of Months in Status *	Active Clubs	Clubs in Status Quo	Total Clubs	% Status Quo Clubs in Financial Suspension	New Clubs	Cancelled Clubs	YTD Net Club Gain/ Loss	Current Members In Active Clubs	Current Members In Status Quo Clubs	Current Total Members Count	YTD Add	YTD Drop	YTD NetGrowth (includes Active and Status Quo)	YTD NetGrowth% (includes Active and Status Quo)	Member Count 12 Months Ago	Average Member Count Per Club	% of Clubs with less than 20 members	Average Cancelled Club Age	Members Lost Due to Cancelled Clubs	% of Clubs Reporting Service	% No MMR in 3 Months	% No Officer Report in 12 months	% of Clubs with balance 90+ days	Number of Zone Chairs Recorded	Number of Region Chairs Recorded	District Officers Vacancies **
201N1	T(17)	59	2	61	100%	0	1	-1	1175	19	1194	130	138	-8	-0.67%	1,219	20	61%	50	0	77%	11%	0%	15%	14	0	2nd VDG
201N2		62	0	62	0%	1	4	-3	1299	0	1299	155	176	-21	-1.59%	1,345	21	56%	39	7	77%	32%	0%	6%	11	0	GMT
201N3	T(24)	54	0	54	0%	0	0	0	1059	0	1059	126	113	13	1.24%	1,066	20	50%	0	0	80%	22%	0%	0%	12	1	
201N4	T(24)	43	0	43	0%	0	2	-2	793	0	793	69	82	-13	-1.61%	851	18	70%	58	0	65%	23%	0%	2%	8	0	
201N5		83	0	83	0%	1	0	1	1870	0	1870	303	380	-77	-3.95%	1,990	23	55%	0	0	96%	34%	0%	4%	13	4	
201Q1		66	1	67	100%	0	1	-1	1357	11	1368	134	158	-24	-1.72%	1,423	21	55%	9	0	100%	36%	1%	3%	26	0	
201Q2	T(24)	63	0	63	0%	0	0	0	1025	0	1025	124	129	-5	-0.49%	1,032	16	68%	0	0	67%	41%	0%	0%	12	0	
201Q3		64	0	64	0%	0	2	-2	1430	0	1430	179	158	21	1.49%	1,430	22	53%	14	6	91%	20%	0%	0%	10	0	
201Q4	T(24)	59	0	59	0%	0	1	-1	949	0	949	100	118	-18	-1.86%	976	16	75%	45	0	75%	31%	0%	0%	13	1	
201C1	T(24)	51	3	54	100%	1	0	1	1037	48	1085	152	120	32	3.04%	1,066	20	57%	0	0	69%	22%	0%	13%	8	0	
201C2		55	3	58	100%	0	1	-1	1371	29	1400	140	172	-32	-2.23%	1,437	25	38%	52	8	84%	7%	0%	5%	11	0	
201T1	T(24)	45	0	45	0%	0	2	-2	899	0	899	88	112	-24	-2.60%	931	20	62%	41	16	82%	33%	0%	4%	9	2	
201V2		61	1	62	100%	0	1	-1	1250	11	1261	131	148	-17	-1.33%	1,296	20	56%	51	4	81%	15%	0%	6%	11	4	
201V3	T(24)	56	3	59	100%	1	5	-4	1011	24	1035	156	195	-39	-3.63%	1,120	18	61%	37	39	37%	15%	0%	5%	12	1	
201V5	T(13)	63	3	66	100%	0	0	0	1182	36	1218	147	166	-19	-1.54%	1,262	19	56%	0	0	97%	6%	3%	6%	9	0	
201V6	T(24)	55	0	55	0%	0	0	0	1006	0	1006	96	144	-48	-4.55%	1,048	18	65%	0	0	96%	31%	0%	4%	9	0	GMT




District Health Assessment for Multiple District 201 through May 2025

		Clubs							Membership							Member Strength		Cancellation		Reports			Finance	Leadership			
District Name	Status/ Number of Months in Status *	Active Clubs	Clubs in Status Quo	Total Clubs	% Status Quo Clubs in Financial Suspension	New Clubs	Cancelled Clubs	YTD Net Club Gain/Loss	Current Members In Active Clubs	Current Members In Status Quo Clubs	Current Total Members Count	YTD Add	YTD Drop	YTD NetGrowth (includes Active and Status Quo)	YTD NetGrowth% (includes Active and Status Quo)	Member Count 12 Months Ago	Average Member Count Per Club	% of Clubs with less than 20 members	Average Cancelled Club Age	Members Lost Due to Cancelled Clubs	% of Clubs Reporting Service	% No MMR in 3 Months	% No Officer Report in 12 months	% of Clubs with balance 90+ days	Number of Zone Chairs Recorded	Number of Region Chairs Recorded	District Officers Vacancies **
201V14	T(24)	72	0	72	0%	0	0	0	1135	0	1135	86	98	-12	-1.05%	1,164	16	74%	0	0	71%	31%	1%	1%	10	0	GST
201WA		94	0	94	0%	0	0	0	1742	0	1742	188	167	21	1.22%	1,754	19	59%	0	0	70%	30%	1%	0%	18	8	
		1105	16	1121	100%	4	20	-16	21590	178	21768	2504	2774	-270	-1.23%	22,410	20	59%	39	80	79%	25%	0%	4%	216	21	



District Health Assessment for Multiple District 202 through May 2025

		Clubs							Membership							Member Strength		Cancellation		Reports			Finance	Leadership			
District Name	Status/ Number of Months in Status *	Active Clubs	Clubs in Status Quo	Total Clubs	% Status Quo Clubs in Financial Suspension	New Clubs	Cancelled Clubs	YTD Net Club Gain/Loss	Current Members In Active Clubs	Current Members In Status Quo Clubs	Current Total Members Count	YTD Add	YTD Drop	YTD NetGrowth (includes Active and Status Quo)	YTD NetGrowth% (includes Active and Status Quo)	Member Count 12 Months Ago	Average Member Count Per Club	% of Clubs with less than 20 members	Average Cancelled Club Age	Members Lost Due to Cancelled Clubs	% of Clubs Reporting Service	% No MMR in 3 Months	% No Officer Report in 12 months	% of Clubs with balance 90+ days	Number of Zone Chairs Recorded	Number of Region Chairs Recorded	District Officers Vacancies **
202 D	T(24)	33	0	33	0%	0	0	0	978	0	978	92	81	11	1.14%	960	30	24%	0	0	64%	21%	0%	3%	8	0	2nd VDG
202 E	T(24)	39	0	39	0%	0	2	-2	1105	0	1105	149	143	6	0.55%	1,118	28	28%	42	15	67%	21%	0%	0%	0	0	GST
202 F	T(24)	38	1	39	100%	0	2	-2	1123	9	1132	62	77	-15	-1.31%	1,173	30	28%	47	0	72%	36%	0%	3%	7	1	
202 J	T(24)	33	0	33	0%	0	0	0	1133	0	1133	78	82	-4	-0.35%	1,149	34	15%	0	0	67%	6%	0%	0%	5	0	
202 K	T(24)	55	0	55	0%	1	3	-2	1076	0	1076	139	131	8	0.75%	1,100	20	49%	42	16	64%	31%	0%	0%	10	4	
202 L		52	0	52	0%	0	0	0	1280	0	1280	113	129	-16	-1.23%	1,308	25	38%	0	0	62%	37%	0%	2%	9	2	
202 M	T(24)	35	0	35	0%	0	2	-2	827	0	827	69	83	-14	-1.66%	877	24	40%	61	0	63%	14%	0%	0%	9	0	
		285	1	286	100%	1	9	-8	7522	9	7531	702	726	-24	-0.32%	7,685	26	34%	47	31	65%	25%	0%	1%	48	7	



District Health Assessment for Multiple District 307 through May 2025

District Name	Status/ Number of Months in Status *	Clubs							Membership							Member Strength		Cancellation		Reports			Finance		Leadership		
		Active Clubs	Clubs in Status Quo	Total Clubs	% Status Quo Clubs in Financial Suspension	New Clubs	Cancelled Clubs	YTD Net Club Gain/Loss	Current Members In Active Clubs	Current Members In Status Quo Clubs	Current Total Members Count	YTD Add	YTD Drop	YTD NetGrowth (includes Active and Status Quo)	YTD NetGrowth% (includes Active and Status Quo)	Member Count 12 Months Ago	Average Member Count Per Club	% of Clubs with less than 20 members	Average Cancelled Club Age	Members Lost Due to Cancelled Clubs	% of Clubs Reporting Service	% No MMR in 3 Months	% No Officer Report in 12 months	% of Clubs with balance 90+ days	Number of Zone Chairs Recorded	Number of Region Chairs Recorded	District Officers Vacancies **
307 A1		118	5	123	100%	18	3	15	2841	87	2928	859	419	440	17.68%	2,549	24	42%	12	15	76%	42%	3%	7%	19	8	
307 A2		132	4	136	100%	15	4	11	4725	72	4797	1076	638	438	10.05%	4,271	36	18%	4	67	86%	43%	0%	13%	28	0	
307B1		100	0	100	0%	11	2	9	2369	0	2369	587	400	187	8.57%	2,095	24	40%	8	28	88%	32%	0%	1%	16	5	
307B2		151	7	158	100%	30	4	26	4260	101	4361	1130	791	339	8.43%	3,878	28	37%	3	50	65%	37%	6%	8%	27	6	
		501	16	517	100%	74	13	61	14195	260	14455	3652	2248	1404	10.76%	12,793	29	34%	6	160	77%	39%	3%	8%	90	19	




District Health Assessment for Ident 5807 - TAHITI - UND through May 2025

Status/ District Name of Months in Status *		Clubs							Membership							Member Strength		Cancellation		Reports			Finance	Leadership			
		Active Clubs	Clubs in Status Quo	Total Clubs	% Status Quo Clubs in Financial Suspension	New Clubs	Cancelled Clubs	YTD Net Club Gain/ Loss	Current Members In Active Clubs	Current Members In Status Quo Clubs	Current Total Members Count	YTD Add	YTD Drop	YTD NetGrowth (includes Active and Status Quo)	YTD NetGrowth% (includes Active and Status Quo)	Member Count 12 Months Ago	Average Member Count Per Club	% of Clubs with less than 20 members	Average Cancelled Club Age	Members Lost Due to Cancelled Clubs	% of Clubs Reporting Service	% No MMR in 3 Months	% No Officer Report in 12 months	% of Clubs with balance 90+ days	Number of Zone Chairs Recorded	Number of Region Chairs Recorded	District Officers Vacancies **
Ident 5807 - TAHITI		1	0	1	0%	0	0	0	23	0	23	4	3	1	4.55%	22	23	0%	0	0	100%	0%	0%	0%	0	0	
		1	0	1	0%	0	0	0	23	0	23	4	3	1	4.55%	22	23	0%	0	0	100%	0%	0%	0%	0	0	



District Health Assessment for Ident 5895 - NEW CALEDONIA - UND through May 2025

		Clubs							Membership							Member Strength		Cancellation		Reports			Finance		Leadership		
District Name	Status/ Number of Months in Status *	Active Clubs	Clubs in Status Quo	Total Clubs	% Status Quo Clubs in Financial Suspension	New Clubs	Cancelled Clubs	YTD Net Club Gain/Loss	Current Members In Active Clubs	Current Members In Status Quo Clubs	Current Total Members Count	YTD		YTD NetGrowth (includes Active and Status Quo)	YTD NetGrowth% (includes Active and Status Quo)	Member Count 12 Months Ago	Average Member Count Per Club	% of Clubs with less than 20 members	Average Cancelled Club Age	Members Lost Due to Cancelled Clubs	% of Clubs Reporting Service	% No MMR in 3 Months	% No Officer Report in 12 months	% of Clubs with balance 90+ days	Number of Zone Chairs Recorded	Number of Region Chairs Recorded	District Officers Vacancies **
												YTD Add	YTD Drop														
Ident 5895 - NEW CALEDONIA		12	0	12	0%	1	0	1	197	0	197	37	19	18	10.06%	181	16	75%	0	0	92%	50%	0%	8%	0	0	
		12	0	12	0%	1	0	1	197	0	197	37	19	18	10.06%	181	16	75%	0	0	92%	50%	0%	8%	0	0	

* - District Status: P - Provisional, T - Transitional.
** - District Officers Vacancies: DG - District Governor, 1st VDG - First Vice District Governor, 2nd VDG - Second Vice District Governor.